

# MOB KiDS



Let your inner artist bloom and make your very own

## PLAYFUL PLANT PAL

This activity will guide you through the process of creating a  
marvellous MONSTERA at home!

# MOB KIDS: PLAYFUL PLANT PAL

This activity is designed for kids and adults to complete together. Inspired by MoB's *City in the Sun* exhibition, the activity invites you to create flora that have helped to shape Brisbane's subtropical identity. Get crafty with your family and let your inner artist bloom!



*Difficulty level: Easy.*

## You will need:

- 3 sheets of green A4 paper
- 3 pipe cleaners
- 1 paddle pop stick
- 1 paper cup
- Scissors
- Hole Punch
- Textas
- Blu-Tack

## HOW TO:




1. Start by folding a piece of paper in half and then half again.
2. Use a Texta to draw a leaf on the paper.
3. Use scissors to cut out the leaves.





# MOB KIDS: PLAYFUL PLANT PAL

4. Fold each leaf in half and then add fold lines.
5. Use scissors to cut holes along the folds.
6. Use a hole punch to create a hole at the end of the leaf.
7. Thread a pipe cleaner through the hole and twist to secure.
8. Repeat steps 1 - 7 to create multiple leaves.
9. Twist pipe cleaners together to create a vine.
10. Add Blu-Tack to one end of the paddle pop stick and fix it to the inside of your paper cup.
11. Attach vines by wrapping the pipe cleaner around the paddle pop stick.
12. Repeat to attach more vines.



Watch Playful Plant Pal instructional videos here.