



MOB
KIDS

Let your inner artist bloom and make your very own

PLAYFUL PLANT PAL

This activity will guide you through the process of creating a
colourful CROTON at home!

MOB KIDS: PLAYFUL PLANT PAL

This activity is designed for kids and adults to complete together. Inspired by MoB's *City in the Sun* exhibition, the activity invites you to create flora that have helped to shape Brisbane's subtropical identity. Get crafty with your family and let your inner artist bloom!



Difficulty level: Easy.

You will need:

- 3 sheets of A4 paper - green or yellow
- 3 pipe cleaners
- 1 paddle pop stick
- 1 paper cup
- Scissors
- Hole Punch
- Blu-Tack




HOW TO:

1. Start by folding a piece of paper into a thin rectangle.
2. Use scissors to cut out a leaf shape.



MOB KIDS: PLAYFUL PLANT PAL

3. Repeat steps 1 - 3 with other sheets of paper to create multiple bunches of leaves.
4. Use the hole punch to create a hole at the end of the leaves.
5. Thread a pipe cleaner through the hole and twist to secure the leaves together.
6. Wrap the pipe cleaner around one end of the paddle pop stick.
7. Repeat steps 5 and 6 to add more leaves to the paddle pop stick.
8. Add Blu-Tack to the other end of the paddle pop stick and fix it to the inside of your paper cup.
9. Open the leaves out to shape your plant pal.



Watch Playful Plant Pal
instructional videos here.